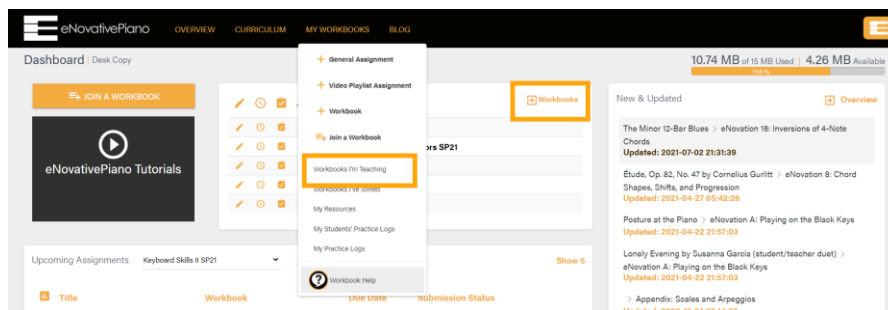
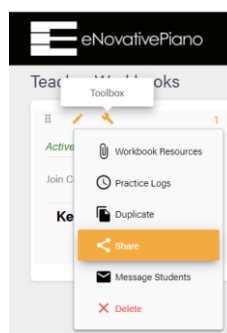


How to share an eNovativePiano Workbook with another teacher

1. From the dashboard, access your list of Workbooks by selecting either of the indicated links.

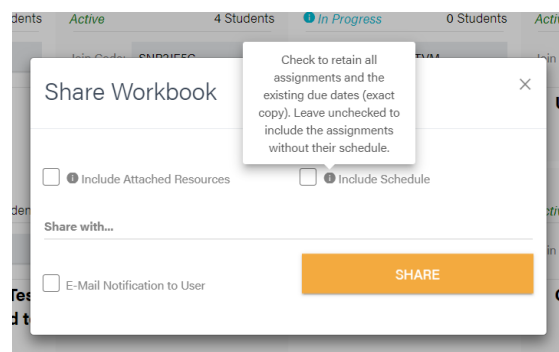


2. From the Workbook Toolbox, choose 'Share.'



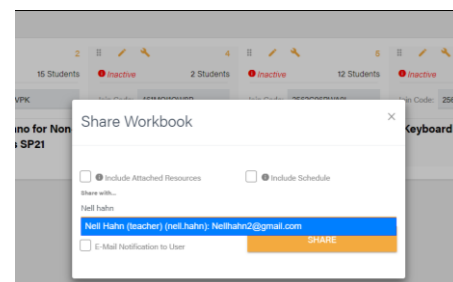
3. If it is a date format workbook, you can share only the lessons, or share an exact copy of the lessons organized with your date schedule.

If it is unit/subject workbook, you can share only the lessons, or share an exact copy of the lessons organized into the same units or subjects as your original.



4. You can opt to include your personal resources when sharing.

5. To find another teacher, just start typing their name and it will pop up.



6. The workbook will now appear in the new teacher's workbook list.

7. The shared workbook is owned by the new teacher, and they can edit it as needed without it affecting your original.

